


## PCB RELAY



**JRC-19F(4078)**

### Contact specification


|                    |                                      |
|--------------------|--------------------------------------|
| Contact form       | 2Z                                   |
| Contact resistance | $\leq 100\text{m}\Omega$ ( 1A 6VDC ) |
| Contact material   | AgCdO AgSnO <sub>2</sub>             |
| Contact capacity   | 1A 125VDC 2A 30VADC                  |

### Coil specification

|                  |       |
|------------------|-------|
| Rated coil power | 360mW |
|------------------|-------|

### Coil data

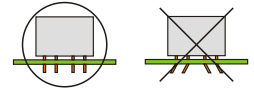
| Nominal voltage<br>VDC | Operate voltage<br>VDC | Release voltage<br>VDC | Coil resistance<br>$\Omega \pm 10\%$ |
|------------------------|------------------------|------------------------|--------------------------------------|
| 3                      | 2.25                   | 0.3                    | 25                                   |
| 5                      | 3.75                   | 0.5                    | 70                                   |
| 6                      | 4.5                    | 0.6                    | 100                                  |
| 9                      | 6.8                    | 0.9                    | 225                                  |
| 12                     | 9.0                    | 1.2                    | 400                                  |
| 15                     | 11.3                   | 1.5                    | 625                                  |
| 24                     | 18.0                   | 2.4                    | 1600                                 |
| 48                     | 36.0                   | 4.8                    | 4000                                 |



**JRC-19F(4078)**

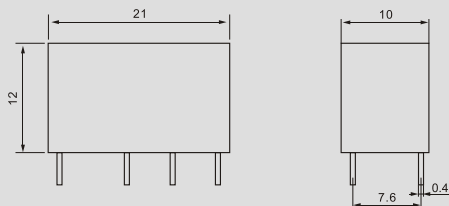
### Technical specification

|                        |  |
|------------------------|--|
| Insulation resistance  | $\geq 100\text{M}\Omega$ ( 500VDC )                            |
| Dielectric strength    | Between coil and contacts $\geq 1000\text{VAC}$ 1min           |
|                        | Between open contacts $\geq 1000\text{VAC}$ 1min               |
|                        | Between contacts of different poles $\geq 1000\text{VAC}$ 1min |
| Operate / Release time | $\leq 6\text{ms}/4\text{ms}$                                   |
| Terminal type          | PCB mounting   |

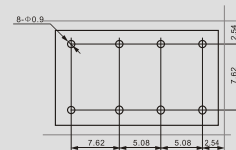


### Outline dimension、Mounting holes (Bottom view)、Wiring diagram (Bottom view)

JRC-19F(4078) Outline dimension



JRC-19F(4078) Mounting holes (Bottom view)



JRC-19F(4078) Wiring diagram (Bottom view)

