



ORDERING CODE

HLS-14FK - DC12V

NOMINAL VOLTAGE
DC12V, DC18V, DC24V

TYPE

CONTACT DATA

Contact Form	1A	
Contact Material	Ag Alloy	
Contact Ratings	20A125VAC 16A 250VAC/24VDC	
Max Switching Voltage	250VAC/110VDC	
Max Switching Current	20A	
Max Switching Power	4000VA/385W	
Initial Contact Resistance	50m Ω Max	at6VDC 1A
Life Expectancy Electrical	100,000	Operations (rated load)
Life Expectancy Mechanical	10,000,000	Operations (no load)

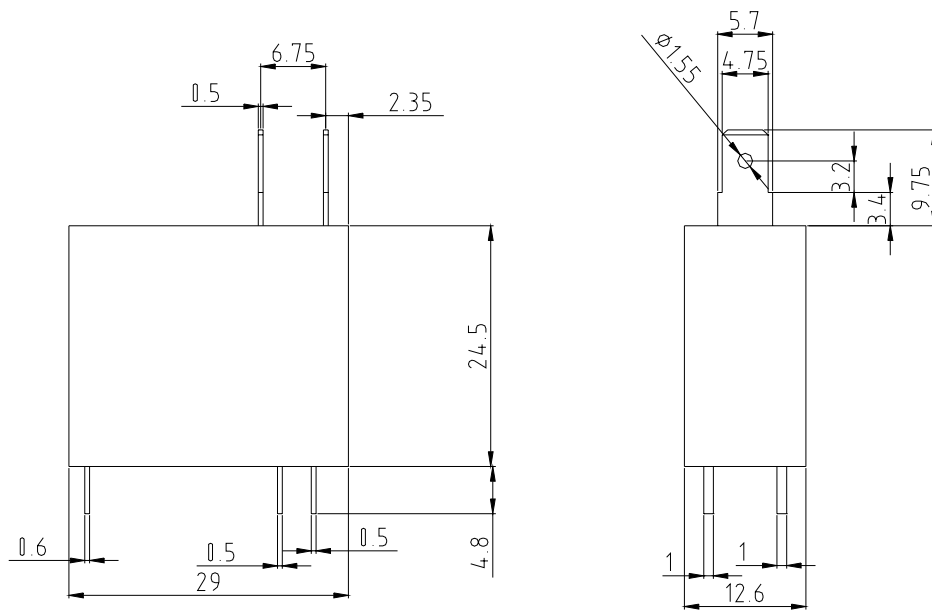
GENERAL DATA

Insulation Resistance	1000M Ω Min at500VDC	
Dielectric Strength Between Open Contacts	1000VAC 50-60HZ (1 minute)	
Dielectric Strength Between Contacts And Coil	5000VAC 50-60HZ (1 minute)	
Operate Time	20ms max	
Release Time	10ms max	
Ambient Temperature	-30°C to +85°C	
Shock Resistance	Malfunction	10G
	Destruction	100G
Vibration Resistance	10-55Hz, 1.5mm double amplitude	
Ambient humidity	20-85% RH	
Weight	Approx 15g	
Safety Standard	CQC	

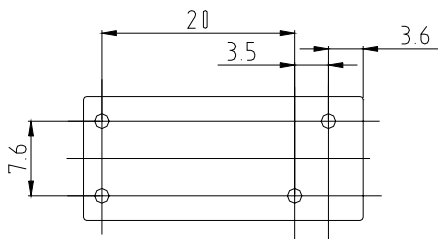
COIL DATA

Rated Voltage (VDC)	Coil Resistance Ω ($\pm 10\%$)	Max Operate Voltage (VDC)	Min Release Voltage (VDC)	Max Applied Voltage (VDC)
	0.53W			
12	270	9	0.6	15.6
18	600	13.5	0.9	23.4
24	1100	18	1.2	31.2

Outline Dimension (mm)

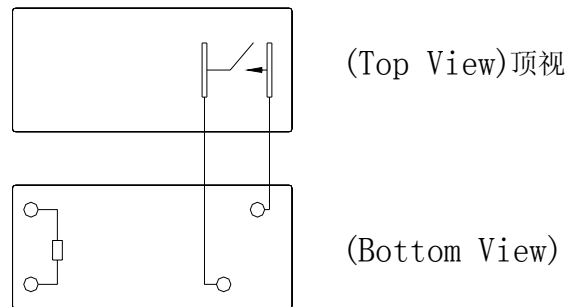


PC Board layout



(Bottom View)

Wiring Diagram



(Top View) 顶视

(Bottom View)