

812H/812BH



»» Features

- Miniature PCB Power Relays 10A 250VAC.
- High CTI 250 and New Glow Wire Approved material.
- UL Insulation Class F.
- VDE 0435, UL/CUL, TUV, CSA approved.
- Comply with RoHS-Directive 2002/95/EC.

»» Type List

◆ 812H

Terminal style	Contact form	UL Insulation system approval	Designation (provided with)		
			Flux tight	Sealed type	Sealed type washable
PCB terminal	1C (SPDT)	-----	812H-1C-C	812H-1C-V	812H-1C-S
		F	812H-1C-C FXXVDC	812H-1C-V FXXVDC	812H-1C-S FXXVDC
	1A (SPNO)	-----	812H-1A-C	812H-1A-V	812H-1A-S
		F	812H-1A-C FXXVDC	812H-1A-V FXXVDC	812H-1A-S FXXVDC
	1B (SPNC)	-----	812H-1B-C	812H-1B-V	812H-1B-S
		F	812H-1B-C FXXVDC	812H-1B-V FXXVDC	812H-1B-S FXXVDC

◆ 812BH

Terminal style	Contact form	UL Insulation system approval	Designation (provided with)		
			Flux tight	Sealed type	Sealed type washable
PCB terminal	1C (SPDT)	-----	812BH-1C-C	812BH-1C-V	812BH-1C-S
		F	812BH-1C-C FXXVDC	812BH-1C-V FXXVDC	812BH-1C-S FXXVDC
	1A (SPNO)	-----	812BH-1A-C	812BH-1A-V	812BH-1A-S
		F	812BH-1A-C FXXVDC	812BH-1A-V FXXVDC	812BH-1A-S FXXVDC

»» Ordering Information

$\frac{812}{1}$ $\frac{H}{2}$ - $\frac{1A}{3}$ - $\frac{C}{4}$ $\frac{\square}{5}$ $\frac{\square}{6}$ XXVDC

- | | |
|---|---|
| <p>1. 812 -- Basic series designation</p> <p>2. BH -- High power type with insulation barrier
H -- High power type</p> <p>3. 1A -- Single pole normally open
1B -- Single pole normally closed
1C -- Single pole double throw</p> | <p>4. C -- Flux tight
V -- Sealed type
S -- Sealed type washable</p> <p>5. Blank -- Standard type
E -- CTI 250V</p> <p>6. Blank -- Standard type
F -- Class F</p> |
|---|---|

»» Contact Rating

Resistive load	NO: 10A/240VAC 12A/120VAC NC: 8A/240VAC 10A/120VAC
----------------	---

812H/812BH

»» Coil Rating (DC)

Rated voltage (V)	Rated current $\pm 10\%$ at 23°C (mA)	Coil resistance $\pm 10\%$ at 23°C (Ω)	Max. continuous voltage at 85°C	Pick up voltage(Max) at 23°C	Drop out voltage(Min) at 23°C	Power consumption at rated voltage
3	120	25	160 % of rated voltage	75 % of rated voltage	10 % of rated voltage	approx. 0.36W
5	73	69				
6	60	100				
9	40	225				
12	30	400				
18	20	900				
24	15	1600				
48	7.5	6400				

»» Specification

Contact material	AgSnO alloy	
Contact resistance ⁽¹⁾	100m Ω Max. (1A/6VDC by 4 pipes m Ω meter)	
Operate time ⁽¹⁾	15ms Max.	
Release time ⁽¹⁾	5ms Max.	
Insulation resistance ⁽¹⁾	100M Ω Min. (DC 500V)	
Dielectric strength ⁽¹⁾	Between open contact	: AC 750V , 50/60Hz 1 min. (for 812H) : AC 1000V, 50/60Hz 1 min. (for 812BH)
	Between contact and coil	: AC 1500V , 50/60Hz 1 min. (for 812H) : AC 2000V, 50/60Hz 1 min. (for 812BH)
Vibration resistance	Operating extremes	10~50Hz , amplitude 1.0 mm
	Damage limits	10~50Hz , amplitude 1.0 mm
Shock resistance	Operating extremes	10G
	Damage limits	100G
Life expectancy	Mechanical	10,000,000 operations (frequency 18,000 operations/hr)
	Electrical	100,000 operations (frequency 900 operations/hr)
Operating ambient temperature	-40~+85°C (no freezing)	
Weight	Approx. 9 g	

Note : (1) initial value

»» Safety Approval

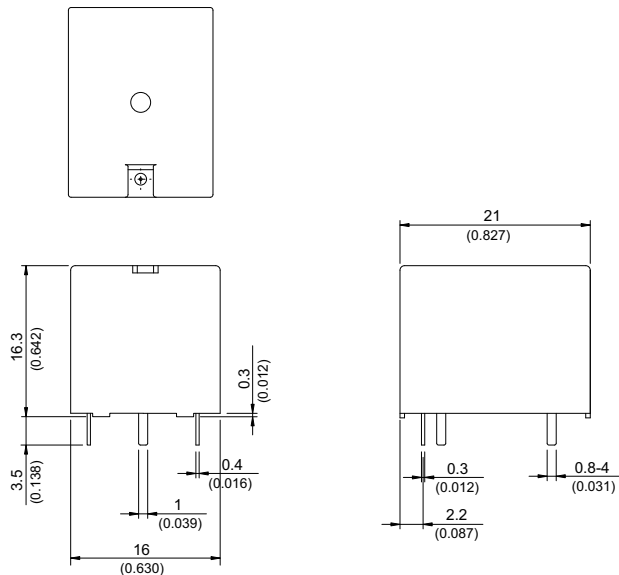
Certified	UL / CUL	CSA	VDE	TUV
File No.	E88991	1129068	122905	R50041911

812H/812BH

»» Safety Approval Rating

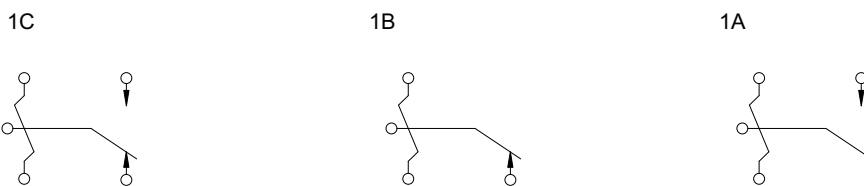
UL / CUL, CSA		VDE	TUV
NO	NC		
20A 125VAC	20A 125VAC	12A 250VAC T85	7A 250VAC
16A 277VAC	12A 277VAC	10A 250VAC T105	10A 125VAC
1/2 HP 125VAC	1/2HP 125VAC		7A 30VDC
1HP 250VAC	1HP 250VAC		
10A 30VDC	7A 30VDC		
TV 8			

»» Outline Dimensions



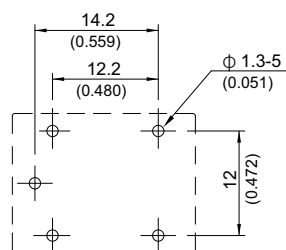
»» Wiring Diagram

BOTTOM VIEW



»» PC Board Layout

BOTTOM VIEW



812H/812BH

»» Engineering Data

