

# 861



## »» Features

- Miniature PCB relays 15A/14VDC
- Available for open frame type or flux free or sealed type.
- Single and twin relays are both available.
- Contact configurations of SPNC, SPNO, SPDT, SPDM-DB are available.
- General application for car alarm control, power window control, wiper control, door lock control, etc.
- Comply with RoHS-Directive 2002/95/EC, and ELV-Directive 2000/53/EC.

## »» Type List

Terminal style	Contact form	Internal	Designation			
			Open type	Flux tight	Sealed type	Sealed type washable
PCB terminal	SPNO	Single	861-1A	861-1A-C	861-1A-V	861-1A-S
	SPDM		861-2A	861-2A-C	861-2A-V	861-2A-S
	SPDT		861-1C	861-1C-C	861-1C-V	861-1C-S
	SPDM-DB		861-2C	861-2C-C	861-2C-V	861-2C-S
	SPNO	Twin	-----	861T-1A-C	861T-1A-V	861T-1A-S
	SPDM		-----	861T-2A-C	861T-2A-V	861T-2A-S
	SPDT		-----	861T-1C-C	861T-1C-V	861T-1C-S
	SPDM-DB		-----	861T-2C-C	861T-2C-V	861T-2C-S

## »» Ordering Information

861        -    1A    -      
 1        2                    3                    4

- |                                    |  |
|------------------------------------|--|
| 1. 861 -- Basic series designation | 2A -- Single pole double make              |
| 2. Blank -- Single relay           | 2B -- Single pole double break             |
| T -- Twin relay                    | 2C -- Single pole double make-double break |
| 3. 1A -- Single pole normally open | 4. Blank -- Open type                      |
| 1B -- Single pole normally close   | C -- Flux tight                            |
| 1C -- Single pole double throw     | V -- Sealed type                           |
|                                    | S -- Sealed type washable                  |

## »» Contact Rating

Resistive load	SPNO	SPNC	SPDT
	15A/14VDC	10A/14VDC	NC:10A/14VDC , NO:15A/14VDC
	SPDM	SPDB	SPDM-DB
	10AX2/14VDC	7AX2/14VDC	DM:10AX2/14VDC , DB:7AX2/14VDC

## »» Coil Rating(DC)

Rated voltage (V)	Rated current $\pm 10\%$ at 23 °C (mA)	Coil resistance $\pm 10\%$ at 23 °C ( $\Omega$ )	Max. continuous voltage at 85 °C <sup>(1)</sup>	Pick up voltage(Max) at 23 °C	Drop out voltage(Min) at 23 °C	Power consumption at rated voltage
6	187.5	32	125 % of rated voltage	60 % of rated voltage 67% (for 2C contact configuration only)	10 % of rated voltage	approx. 1.1W
9	123.2	73				
12	92.3	130				
24	46.1	520				

Note : (1) Continuous contact current at 10A.

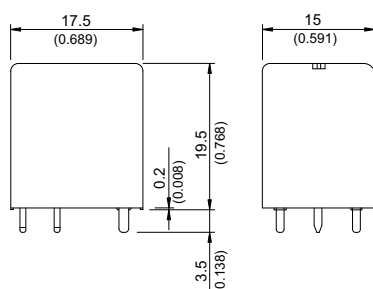
## »» Specification

Contact material	AgSnO alloy	
Contact voltage drop <sup>(1)</sup>	Typ. 50mV at 10A	
Insulation resistance <sup>(1)</sup>	50M $\Omega$ Min. (DC 500V)	
Operate time <sup>(1)</sup>	4ms Max.	
Release time <sup>(1)</sup>	2ms Max.	
Dielectric strength <sup>(1)</sup>	Between open contact	: AC 500V , 50/60Hz 1 min.
	Between contact and coil	: AC 500V , 50/60Hz 1 min.
Vibration resistance	Operating extremes	10~500Hz , 4.4G
	Damage limits	10~500Hz , 4.4G
Shock resistance	10G , 11ms , half sine wave pulse	
Life expectancy	Mechanical	10,000,000 operations (frequency 18,000 operations/hr)
	Electrical	100,000 operations (frequency 1,800 operations/hr)
Operating ambient temperature	-40~+85 °C (no freezing)	
Weight	Approx. 17.5g	

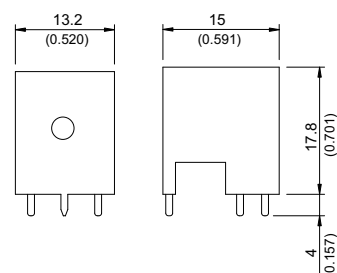
Note : (1) initial value

## »» Outline Dimensions

◆861

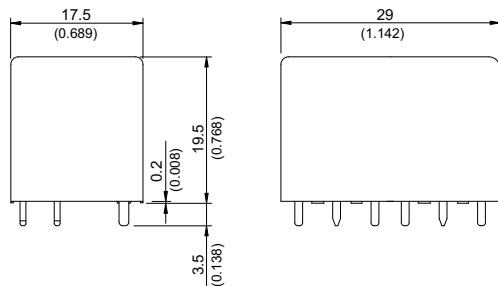


◆861 OPEN TYPE



# 861

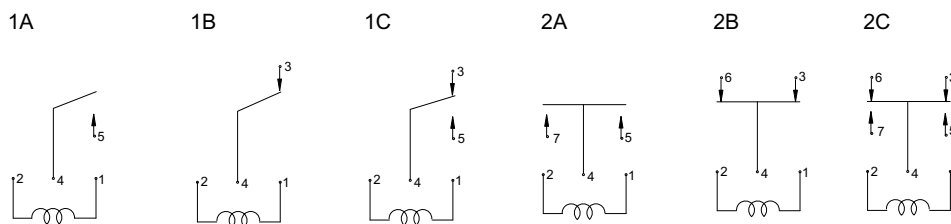
## ◆ 861T



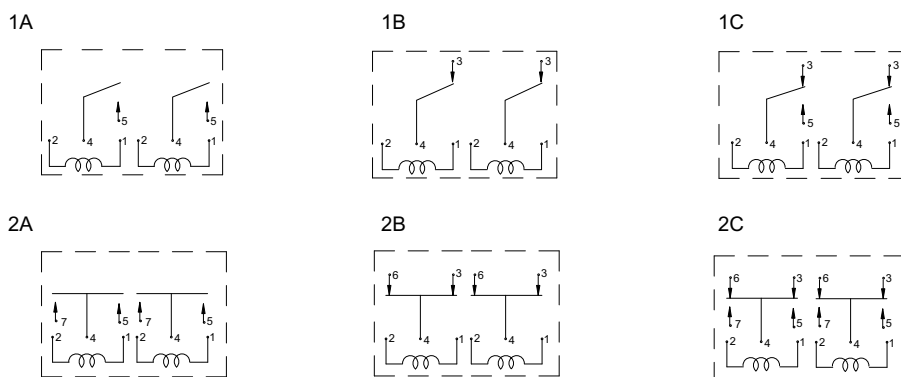
## »» Wiring Diagram

BOTTOM VIEW

### ◆ 861



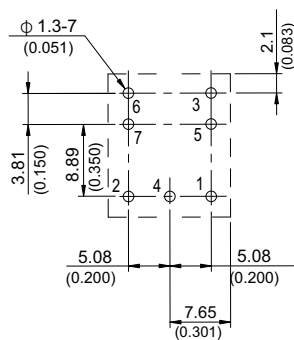
### ◆ 861T



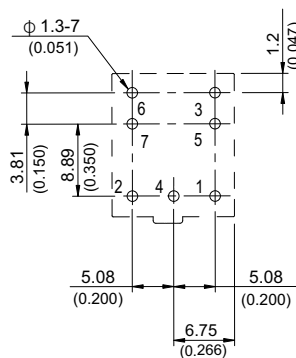
## »» PC Board Layout

BOTTOM VIEW

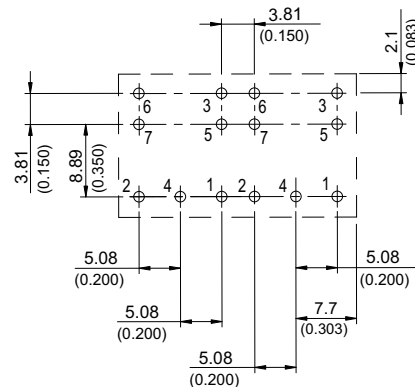
### ◆ 861



### ◆ 861 OPEN TYPE



### ◆ 861T



## »» Engineering Data

