

TRV3

SPECIFICATION

FILE NUMBER: P-08KF201A

DATE: 2001/11/02



■ Features

40A continuous rating 85 °C

1A & 1C arrangements

Plug-in or PC board terminals

Optional mounting bracket

■ CONTACT DATA

Contact Form	1A/1C	
Contact Material	AgNi/AgSnO	
Contact Ratings	1A:40A 14VDC	1C:30A 14VDC
Max Switching Voltage	30VDC	
Max Switching Current	40A	
Max Switching Power	560W	
Contact Resistance	100m Ω Max	at 6VDC 1A
Life Expectancy Electrical	100,000	Operations(at30Operations/minute)
Machanical	10,000,000	Operations

■ GENERAL DATA

Insulation Resistance	100M Ω Min at 500VDC
Dielectric Strength Between Open Contacts	500VAC(for one minute)
Between Contacts and coil	750VAC(for one minute)
Operate Time	10ms
Release Time	10ms
Temperature Range	-40°Cto+70 °C
Shock Resistance	20G 11ms
Vibration Resistance	10-55Hz,1.5mm
Humidity	40-85%
Weight	Approx 40g
Safety Standard	

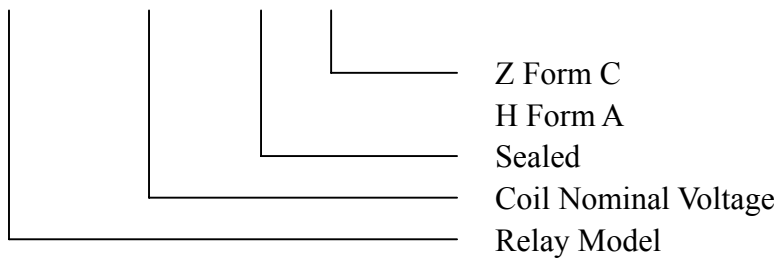


■ COIL DATA

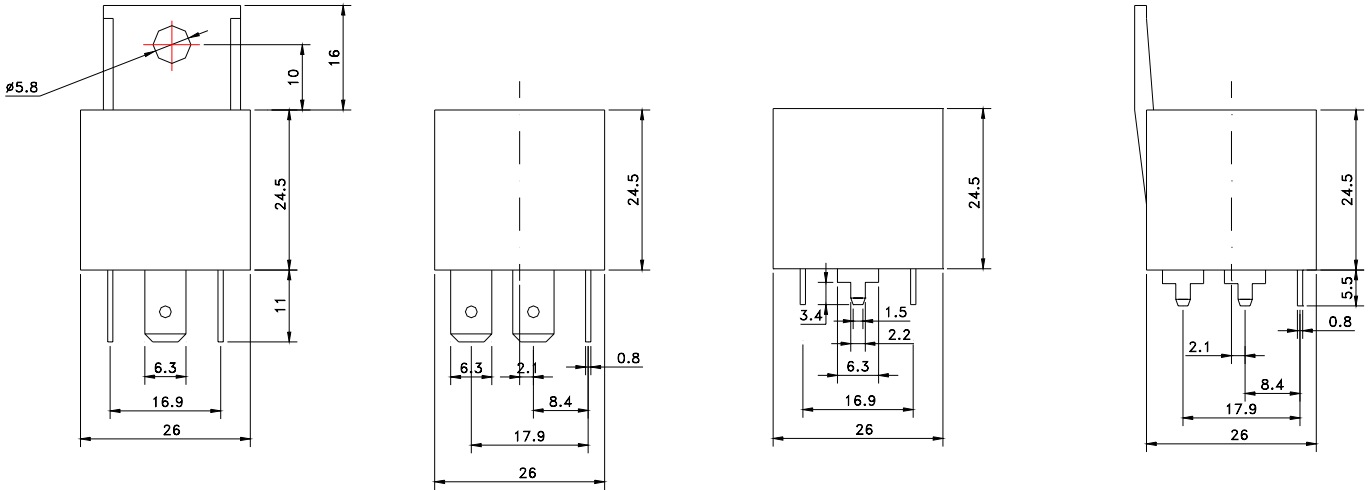
Nominal Voltage (VDC)	Coil Resistance at 20±10%(Ω)		Max Operate Voltage (VDC)	Min Release Voltage (VDC)	Max Applicable Voltage (VDC)
	1.6W	1.9W			
6	22.5	19	3.9	0.6	7.8
12	90	75.8	7.8	1.2	15.6
24	360	303.2	15.6	2.4	31.2

■ ORDERING CODE

TRV3--12VDC--S--Z

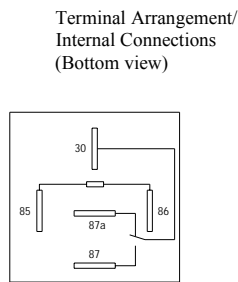
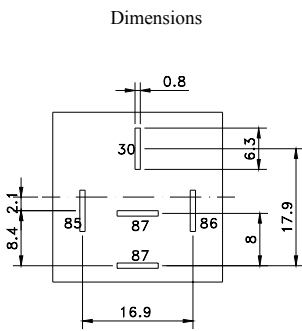


OVERALL AND MOUNTING DIMENSIONS

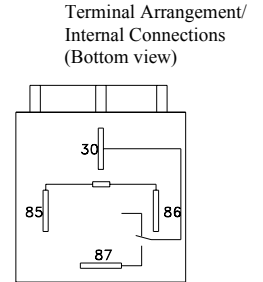
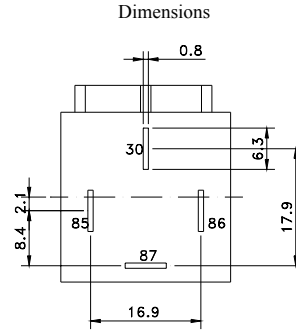


I

II



(1)Form C



(2)Form A

