


## PCB RELAY



**JQX-115F**

### Contact specification


Contact form	1Z、1H、1D	2Z 2H 2D
Contact resistance	≤100mΩ ( 1A 6VDC )	
Contact material	AgCdO AgSnO <sub>2</sub>	
Contact capacity	16A 250VAC/30VDC	8A 250VAC/30VDC

### Coil specification

Rated coil power	0.53W
------------------	-------

### Coil data

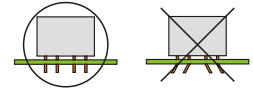
Nominal voltage	Operate voltage	Release voltage	Coil resistance
VDC	VDC	VDC	Ω ± 10%
5	3.75	0.5	55
6	4.5	0.6	68
12	9.0	1.2	270
24	18.0	2.4	1087
48	36.4	4.8	4347
60	48.0	6.0	7500
110	82.5	11.0	27170



**JQX-115F**

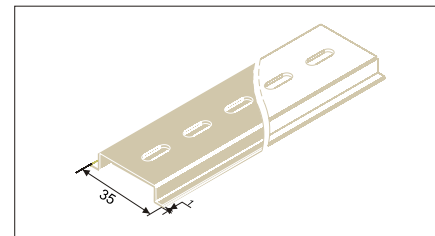
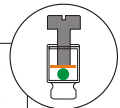
### Technical specification

Insulation resistance	≥1000MΩ ( 500VDC )
Dielectric strength	Between coil and contacts ≥5000VAC 1min
	Between open contacts ≥1000VAC 1min
Operate / Release time	Between contacts of different poles ≥2500VAC 1min
	≤15ms/5ms
Terminal type	PCB mounting



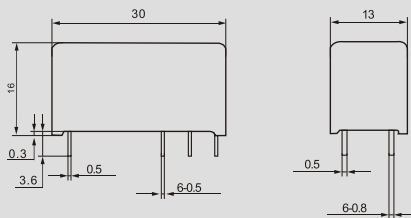
**PCB socket**

**Socket**

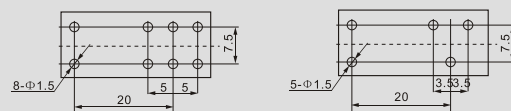


### Outline dimension、Mounting holes (Bottom view)、Wiring diagram (Bottom view)

JQX-115F Outline dimension



JQX-115F Mounting holes (Bottom view)



JQX-115F Wiring diagram (Bottom view)

