


## PCB RELAY



**JQX-14FC**


### Contact specification

Contact form	1Z, 1H, 2Z, 2H
Contact resistance	≤100mΩ ( 1A 6VDC )
Contact material	AgCdO AgSnO <sub>2</sub>
Contact capacity	10A 240VAC/30VDC    5A 240VAC/30VDC

### Coil data

Nominal voltage	Operate voltage	Release voltage	Coil resistance
VDC	VDC	VDC	Ω ± 10%
3	2.25	0.3	16
5	3.75	0.5	45
6	4.5	0.6	65
9	6.75	0.9	150
12	9.0	1.2	260
18	13.5	1.8	600
24	18.0	2.4	1080
48	36.0	4.8	4260
60	45.0	7.0	6500

Nominal voltage	Operate voltage	Release voltage	Coil resistance
VAC	VAC	VAC	Ω ± 10%
6	4.8	1.8	16
12	9.6	3.6	63
24	19.2	4.2	240
48	38.4	14.4	1085
110	88	33	5500
230	184	69	24000



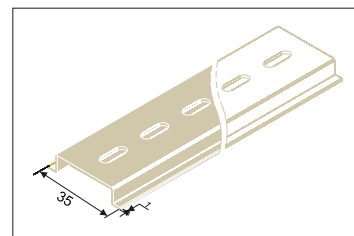
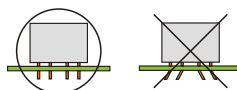

**1H      1Z      2Z**

### Technical specification

Insulation resistance	≥1000MΩ ( 500VDC )
Dielectric strength	Between coil and contact ≥4000VAC 1min
	Between open contacts ≥1000VAC 1min
Operate / Release time	≤15ms/5ms
Terminal type	PCB mounting

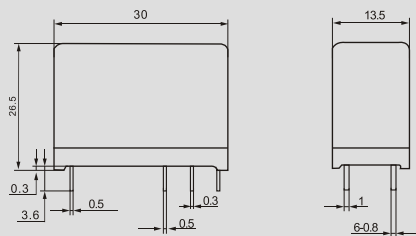
### Coil specification

0.55W	Rated coil power
-------	------------------

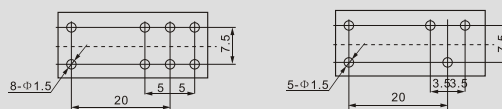


### Outline dimension、Mounting holes (Bottom view)、Wiring diagram (Bottom view)

JQX-14FC Outline dimension



JQX-14FC Mounting holes (Bottom view)



JQX-14FC Wiring diagram (Bottom view)

