



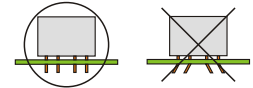
# PCB RELAY



**JQX-14FL**



**JQX-14FL**



## Contact specification

Contact form	1Z、1H、1D、2Z、2H、2D
Contact resistance	≤100mΩ ( 1A 6VDC )
Contact material	AgCdO AgSnO <sub>2</sub>
Contact capacity	Standard form 8A 250VAC/30VDC High load form 10A 30VDC 10A 125VAC 10A 250VDC

## Technical specification

Insulation resistance	≥1000MΩ ( 500VDC )
Dielectric strength	Between coil and contacts ≥5000VAC 1min
	Between open contacts ≥1000VAC 1min
Operate / Release time	≤15ms/5ms
Terminal type	PCB mounting

## Coil specification

Rated coil power	0.53W
------------------	-------

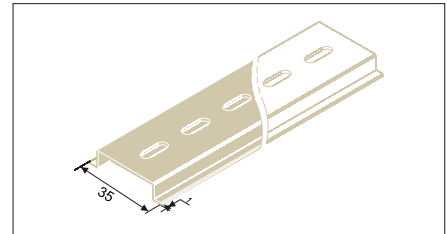

## Coil data

Nominal voltage	Operate voltage	Release voltage	Coil resistance
VDC	VDC	VDC	Ω ± 10%
5	3.75	0.5	55
6	4.5	0.6	68
9	6.75	0.9	120
12	9.0	1.2	270
18	13.5	1.8	450
24	18.0	2.4	1080
48	36.0	4.8	4340

PCB socket

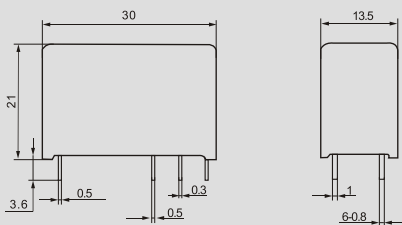


Socket

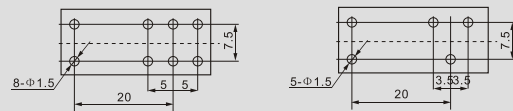


## Outline dimension、Mounting holes (Bottom view)、Wiring diagram (Bottom view)

JQX-14FL Outline dimension



JQX-14FL Mounting holes (Bottom view)



JQX-14FL Wiring diagram (Bottom view)

