



922

20. 3X16. 5X20. 5MM



E215689



14002105780



R 50156096

Product Features

- ◆ Miniature size, low coil power consumption
- ◆ High Dielectric Strength
- ◆ PC board mounting directly
- ◆ Fit for occasions with high surge current, such on household appliances, automatic system, electronic equipments, meters, TV-5 remote control TV receiver, monitoring instrument, sound equipments, etc.

Designation

922 — **12VDC** — **SL** — **C**
 1 2 3 4

1 Model No.:922

2 Rated Coil Voltage:3,6,9,12,15,18,24,48VDC

3 Package Type:SL Sealed None:Dust-Proof

4 Contact Form: A:1A; B:1B; C:1C

Contact Rating

Contact Form	1A(SPSTNO)、1B(SPSTNC)、1C(SPDT(B-M))		
Contact Material	AgCdO AgSnO ₂		
Dielectric Strength	Between Coil&Contact	1500VAC/1min	
	Between Contacts	750VAC/1min	
Contact Load Capacity	Resistive Load:10A/250VAC;12A/125VAC;15A/125VAC;15A/250VAC,277VAC Lamp Load:TV-8,125VAC		
Switching Power Max.	420W 4155VA		
Switching Voltage Max.	30VDC 277VAC	Switching Current Max.:20A	
Contact Resistance Max.	≤100mΩ	IEC 61810-7 4.12	
Life expectancy	Electrical	10 ⁵	IEC 61810-7 4.30
	Machanical	10 ⁷	IEC 61810-7 4.31

Coil Rating

No.	Coil Voltage(VDC)		Coil ResistanceΩ ±10%	Pick up (VDC) Max. (75% of Rated Voltage)	Drop out (VDC) Min.(10% of Rated Voltage)	Power (W)	Operate Time (ms)	Release Time (ms)
	Rated	Max.						
003-360	3	3.9	25	2.25	0.30	0.36	≤15	≤5
006-360	6	7.8	100	4.50	0.60			
009-360	9	11.7	225	6.75	0.90			
012-360	12	15.6	400	9.00	1.20			
024-360	24	31.2	1600	18.00	2.40			
048-360	48	62.4	6400	36.00	4.80			
003-450	3	3.9	20	2.25	0.30	0.45	≤15	≤5
006-450	6	7.8	80	4.50	0.60			
009-450	9	11.7	180	6.75	0.90			
012-450	12	15.6	320	9.00	1.20			
024-450	24	31.2	1280	18.00	2.40			
048-450	48	62.4	5120	36.00	4.80			

Note:1.Realys will be damaged if coil voltage lower than rated voltage.

2.The voltage of pick up and drop out is only for inspection, not for application.

Technical Rating

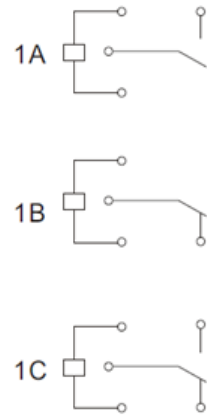
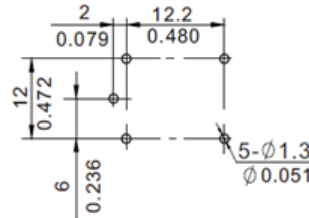
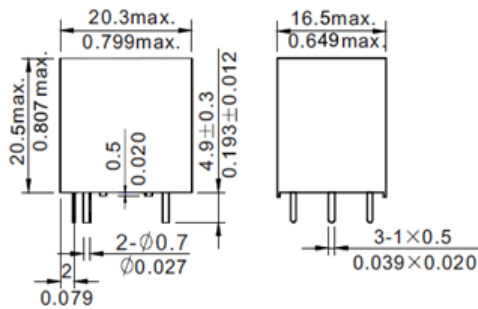
Insulation Resistance	Min.100MΩ(500VDC)	IEC 60255-5
Shock Resistance	10G 11ms	IEC 68-2-27 test Ea
Vibration Resistance	10Hz~55Hz double amplitude 1.5mm	IEC 68-2-6 test Fc
Leading-out Terminal Strength	10N	IEC 68-2-21 test Ua1
Weldability	250°C±3°C 3s±0.5s	IEC 68-2-20 test Ta Way1
Ambient Temperature	-40°C~85°C	
Relative Humidity	85%(40°C)	IEC 68-2-3 test Ca
Weight	About 13.0g	

Safety Certification

Approval	CQC	UL	TUV
Load	NO:15A/250VAC NC:10A/250VAC	10A/240VAC 15A/24VDC 15A/277VAC	NO:15A/250VAC NC:10A/250VAC

Dimensions

mm/inch



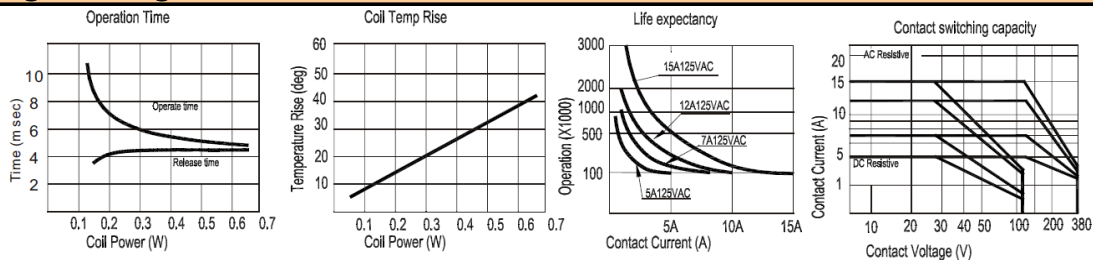
Outline Dimensions

Bottom View Layout Wiring Diagram(Bottom View)

Note:1.Unit mm/inch

2.Dimensions for reference only.

Engineering Data



Note:All specifications are for customers' reference only.Please contact us for any special requirements.