


HK 14F

MINIATURE HIGH POWER RELAY



Features

- 10A switching
- 5kV dielectric strength
- Plastic sealed and dust protected types available
- Environmental friendly product(RoHS compliant)
- Outline Dimensions: (29.0 x 12.7 x 20.8) mm

CONTACT DATA

Contact Form	1A 1C
Contact Material	Silver Alloy
Contact Ratings	10A 250VAC /10A 30VDC
Max Switching Voltage	250VAC/30VDC
Max Switching Current	10A
Max Switching Power	2500VA /300W
Contact Resistance	100MΩ(at 1A 6VDC)
Electrical Life	1X10 ⁵ Ops(30Ops/min)
Mechanical Life	1X10 ⁷ Ops(300Ops/min)

GENERAL DATA

Insulation Resistance	100MΩ 500VDC	
Dielectric Strength	Between coil & contacts	5000VAC 1min
	Between open contacts	1000VAC 1min
Operate Time	Max. 15ms	
Release Time	Max. 5ms	
Temperature Range	- 40°C to +70°C	
Shock Resistance	Functional	98m/s ² (10g)
	Destructive	980m/s ² (100g)
Vibration Resistance	10 to 55Hz 1.5mm	
Humidity	40% to 85% RH	
Weight	Approx. 14g	
Safety Standard	CUL TüV	

COIL DATA

Nominal Voltage (VDC)	Coil Resistance at 20°C ± 10%(Ω)		Max Operate Voltage (VDC)	Min Release Voltage (VDC)	Max Applicate Voltage (VDC)
	0.53W	0.72W			
3	17	12.5	2.25	0.30	4.20
5	47	36	3.75	0.50	7.00
6	68	50	4.50	0.60	8.40
9	160	115	6.75	0.90	12.60
12	275	200	9.00	1.20	16.80
24	1100	800	18.00	2.40	33.60
48	4170	3200	36.00	4.80	67.20

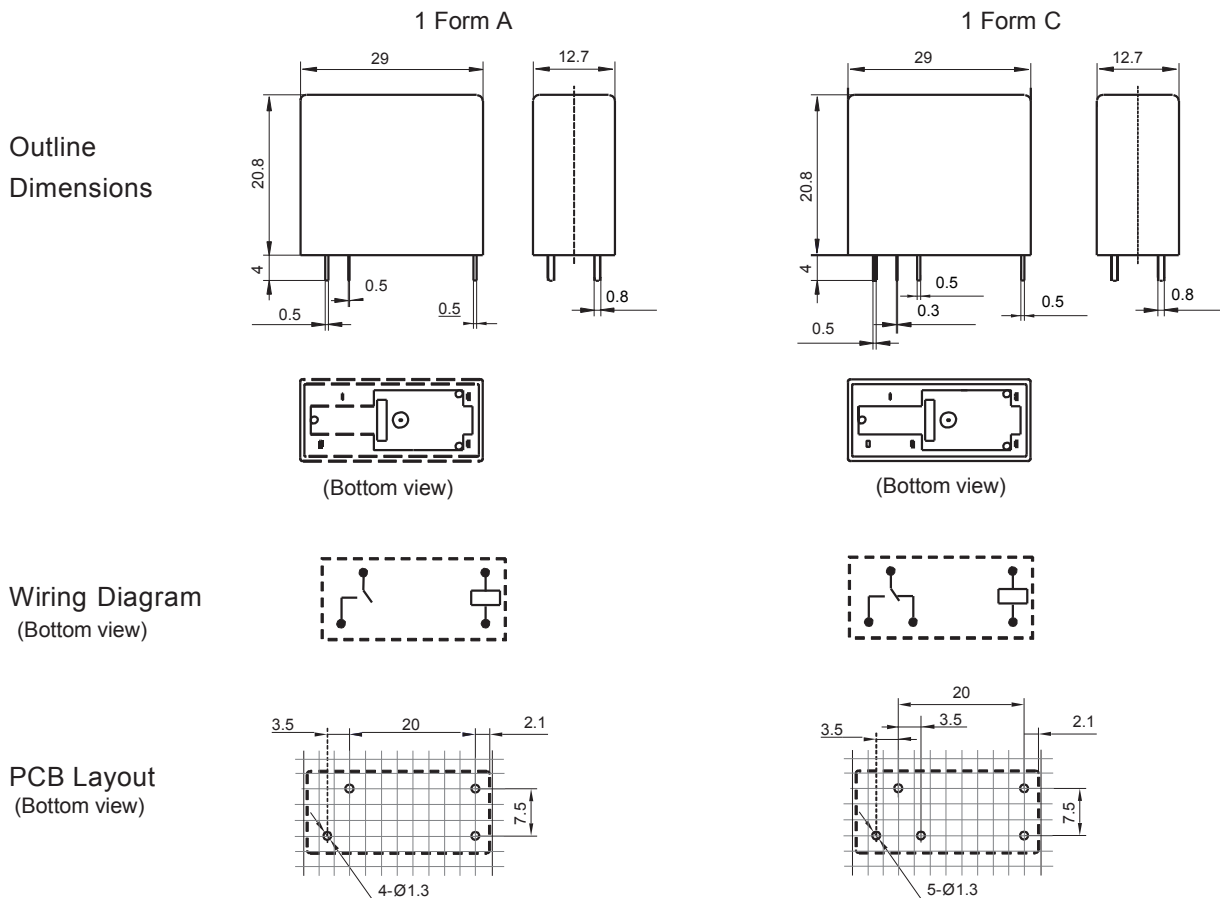
ORDERING INFORMATION

HK14F	-	DC	6V	-	S	X	X	X	X	
									Special request code	G: RoHS
									Mounting termination	NIL:PCB
									Contact Form	1C 1A 1B NIL:1C
									Coil Power	NIL:0.72W H:0.54W
									Type of Sealing	NIL: Flow Solder Type S: Plastic Sealed Type
									Coil Voltage	5V 6V 9V 12V 24V 48V
									Coil Type	DC
									Type	HK14F

- Notes:1) We recommend dust protected types for a clean environment (free from contaminations like H₂S, SO₂, NO₂, dust, etc).
 We suggest to choose plastic sealed types and validate it in real application for an unclean environment (with contaminations like H₂S, SO₂, NO₂, dust, etc).
 If water cleaning is required after the relay is assembled on PCB, please contact us for suggestion about suitable parts.
- 2) The standard type is made of black cover. If smoke cover is required, please add a special suffix (611) when ordering. Please take note that smoke cover is only available for dust protected type.

OUTLINE DIMENSIONS, WIRING DIAGRAM AND PC BOARD LAYOUT

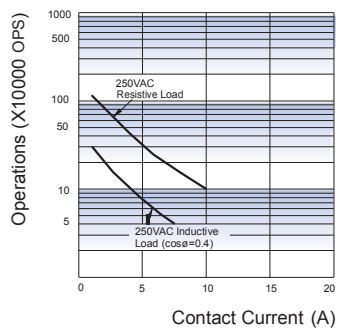
Unit: mm



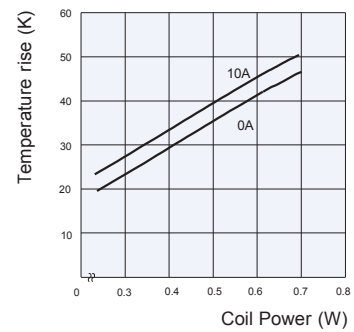
- Remark: 1) In case of no tolerance shown in outline dimension: outline dimension ≤ 1 mm, tolerance should be ± 0.2 mm; outline dimension > 1 mm and ≤ 5 mm, tolerance should be ± 0.3 mm; outline dimension > 5 mm, tolerance should be ± 0.4 mm.
 2) The tolerance without indicating for PCB layout is always ± 0.1 mm.
 3) The width of the gridding is 2.5mm.

CHARACTERISTIC CURVES

ENDURANCE CURVE



COIL TEMPERATURE RISE



Disclaimer

This datasheet is for the customers' reference. All the specifications are subject to change without notice.

We could not evaluate all the performance and all the parameters for every possible application. Thus the user should be in a tight position choose the suitable product for their own application. If there is any query, please contact Huike for the technical service. However, it is the user's responsibility to determine which product should be used only.