


CMP7 Relay

No.50062740

40009646

E164730

CQC02001001303



1.COIL DATA

1-1.Nominal Voltage	5,6,9,12,24,48VDC
1-2.Coil Resistance	Refer to Coil Data Chart
1-3.Operate Voltage	Refer to Coil Data Chart
1-4.Release Voltage	Refer to Coil Data Chart
1-5.Nominal Power	900mW

2.CONTACT DATA

2-1.Contact Form	A-1 Form A,C-1 Form C
2-2.Contact Material	AgAlloy
2-3.Contact Rating	A : 30A 250VAC/24VDC C : NO : 20A 250VAC/24VDC NC : 15A 250VAC/24VDC
2-4.Max.Switching Voltage	250VAC/24VDC
2-5.Max.Switching Current	30A
2-6.Max.Switching Power	7500VA,720W
2-7.Min.Switching Load	5VDC,100mA
2-8.Contact Resistance	Max 100m Ω (6VDC 1A)
2-9. Life	
Electrical	100,000 operations
Mechanical	10,000,000 operations

3.GENERAL DATA

3-1.Insulation Resistance	Min.1000M Ω 500VDC
3-2.Dielectric Strength	1,500VAC,1min between open contacts 2,500VAC,1min between coil and contacts
3-3.Operate Time	Max.15ms
3-4.Release Time	Max.10ms
3-5.Operate Temperature	-30 ~+85°C
3-6.Shock Resistance	
Endurance	1,000m/s ²
Misoperation	1,00m/s ²
3-7.Vibration Resistance	
Endurance	10 -55Hz, 1.5mm double amplitude
Misoperation	10 -55Hz , 1.5mm double amplitude
3-8.Humidity	35%~95%RH, +40°C
3-9.Weight	Approximately 27.0g
3-10.Safety	CQC NO.02001001303 VDE NO.40009646 TUV NO.50062740 UL NO.E164730

4. ORDER CODE

CMP7 - S - DC5V - A - R

NIL-Nominal Type
R-Cut Yoke Terminal Type

CONTACT FORM
A-1 Form A
C-1 Form C

COIL VOLTAGE
DC5V,DC6V,DC9V,DC12V,DC24V,DC48V

ENCLOSURE
S - Plastic Sealed Type

RELAY MODEL

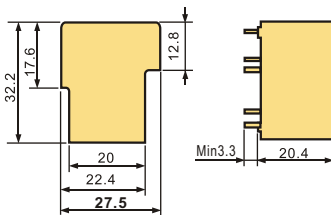
5. COIL DATA CHART

20°C

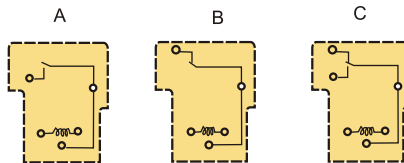
Model	Nominal Voltage VDC	Coil Resistance Ω +/-10%	Operate Voltage \leq VDC	Release Voltage \geq VDC	Coil Power mW
CMP7-(S)-DC5V	5	27.8	3.5	0.5	900
CMP7-(S)-DC6V	6	40.0	4.2	0.6	
CMP7-(S)-DC9V	9	90.0	6.3	0.9	
CMP7-(S)-DC12V	12	160	8.4	1.2	
CMP7-(S)-DC24V	24	640	16.8	2.4	
CMP7-(S)-DC48V	48	2560	33.6	4.8	

6. DIMENSIONS (mm)

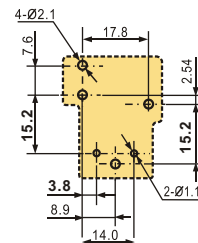
CMP7 Dimensions



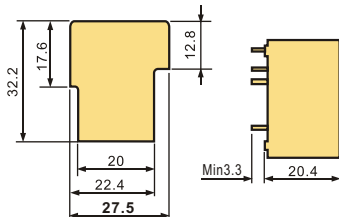
Wiring Diagrams (Bottom View)



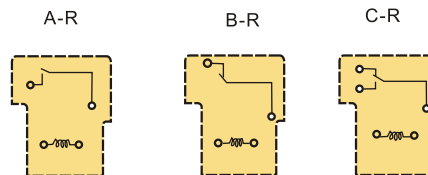
Mounting Hole Layout (Bottom View)



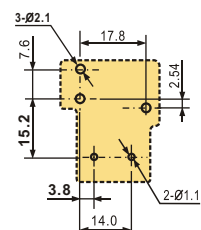
CMP7-R Dimensions



Wiring Diagrams (Bottom View)

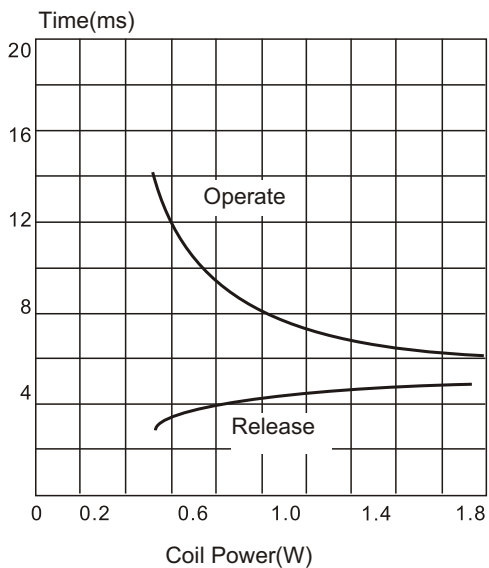


Mounting Hole Layout (Bottom View)

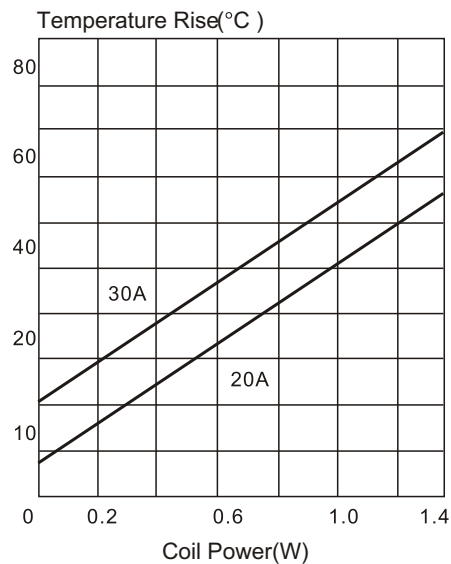


7.CMP7 CHARACTERISTIC CHART DATA

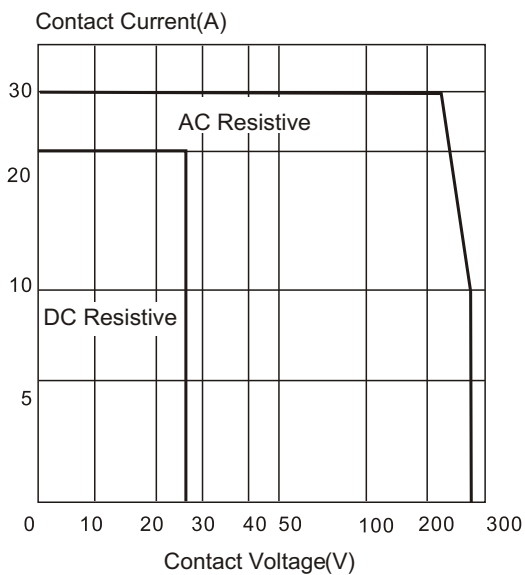
Timing



Coil Temperature Rise



Max.Switching Power



Life Curves

