


CMP8 Relay


No.50062810


40009646


E164730


CQC02001001306



1.COIL DATA

1-1.Nominal Voltage	5,6,9,12,24,48VDC
1-2.Coil Resistance	Refer to Coil Data Chart
1-3.Operate Voltage	Refer to Coil Data Chart
1-4.Release Voltage	Refer to Coil Data Chart
1-5.Nominal Power	900mW

2.CONTACT DATA

2-1.Contact Form	A-1 FormA,C-1 Form C
2-2.Contact Material	AgAlloy
2-3.Contact Rating	A : 30A 250VAC/24VDC C : NO : 20A 250VAC/24VDC NC : 15A 250VAC/24VDC
2-4.Max.Switching Voltage	250VAC/24VDC
2-5.Max.Switching Current	30A
2-6.Max.Switching Power	7500VA,720W
2-7.Min.Switching Load	5VDC,100mA
2-8.Contact Resistance	Max 100m Ω (6VDC 1A)
2-9. Life	
Electrical	100,000 operations
Mechanical	10,000,000 operations

3.GENERAL DATA

3-1.Insulation Resistance	Min.1000M Ω 500VDC
3-2.Dielectric Strength	1,500VAC,1min between open contacts 2,500VAC,1min between coil and contacts
3-3.Operate Time	Max.15ms
3-4.Release Time	Max.10ms
3-5.Operate Temperature	-30 ~+85°C
3-6.Shock Resistance	
Endurance	1,000m/s ²
Misoperation	1,00m/s ²
3-7.Vibration Resistance	
Endurance	10 -55Hz, 1.5mm double amplitude
Misoperation	10 -55Hz , 1.5mm double amplitude
3-8.Humidity	35%~95%RH, +40°C
3-9.Weight	Approximately 29.0g
3-10.Safety	CQC NO.02001001306 VDE NO.40009646 TUV NO.50062810 UL NO.E164730


CMP8 Relay

№.50062810

VDE
40009646

UL US
E164730

CQC
CQC02001001306



4. ORDER CODE

CMP8 - S - DC5V - A

CONTACT FORM
A- 1 Form A
AT- 1 Form A (different from 1 form A)
C- 1 Form C

COIL VOLTAGE
DC5V, DC6V, DC9V, DC12V, DC24V, DC48V

ENCLOSURE
S - Plastic Sealed Type

RELAY MODEL

5. COIL DATA CHART

20°C

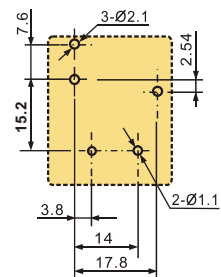
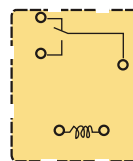
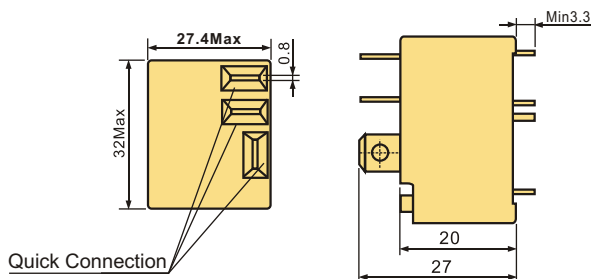
Model	Nominal Voltage VDC	Coil Resistance Ω +/-10%	Operate Voltage \leq VDC	Release Voltage \geq VDC	Coil Power mW
CMP8-(S)-DC5V	5	27.8	3.5	0.5	900
CMP8-(S)-DC6V	6	40.0	4.2	0.6	
CMP8-(S)-DC9V	9	90.0	6.3	0.9	
CMP8-(S)-DC12V	12	160	8.4	1.2	
CMP8-(S)-DC24V	24	640	16.8	2.4	
CMP8-(S)-DC48V	48	2560	33.6	4.8	

6. DIMENSIONS (mm)

Dimensions

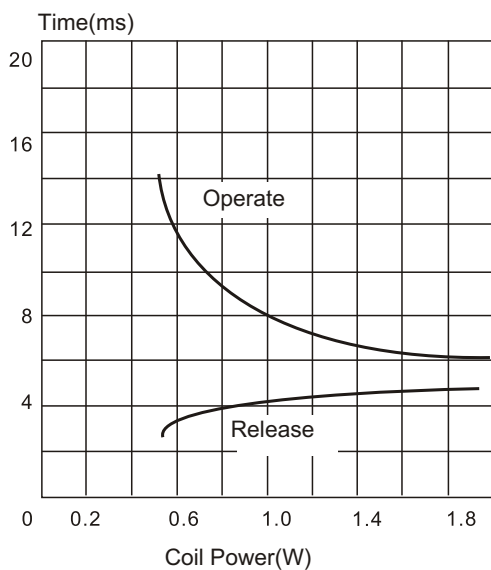
Wiring Diagrams
(Bottom View)

Mounting Hole
Layout (Bottom View)

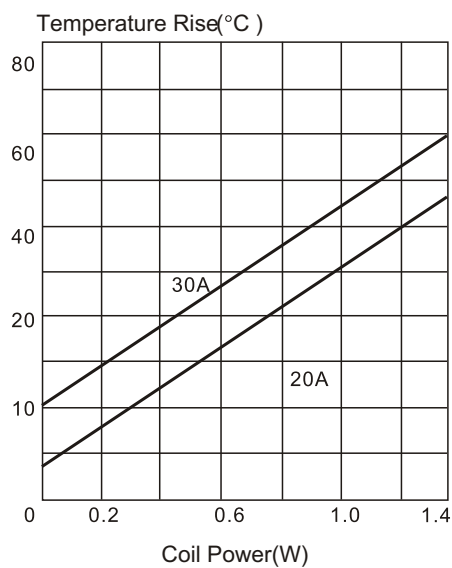


7.CMP8 CHARACTERISTIC CHART DATA

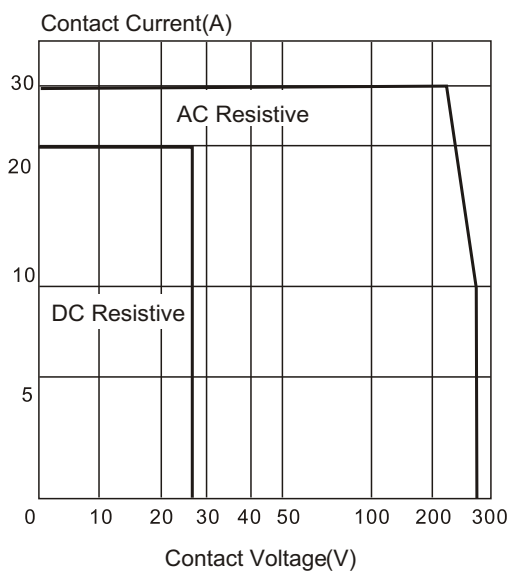
Timing



Coil Temperature Rise



Max.Switching Power



Life Curves

