

## »» Features



- 10mm slim miniature PCB Power Relay.
- UL/CUL、CSA/CUS、TUV、VDE approved.
- High CTI 250 material (VDE and E version).
- High sensitivity : 200 mW & 400mW.
- High surge voltage 8,000 V between contacts and coil (1.2×50μs).
- Comply with RoHS-Directive 2002/95/EC.

## »» Type List

### ◆ Standard Type

Terminal style	Contact form	UL Insulation system approval	Designation (provided with)		
			Flux tight	Sealed type	Sealed type washable
PCB terminal	1A (SPNO)	-----	892-1AC-C	892-1AC-V	892-1AC-S
		F	892-1AC-F-C	892-1AC-F-V	892-1AC-F-S
		-----	892-1AH-C	892-1AH-V	892-1AH-S
		F	892-1AH-F-C	892-1AH-F-V	892-1AH-F-S
	1C (SPDT)	-----	892-1CC-C	892-1CC-V	892-1CC-S
		F	892-1CC-F-C	892-1CC-F-V	892-1CC-F-S
		-----	892-1CH-C	892-1CH-V	892-1CH-S
		F	892-1CH-F-C	892-1CH-F-V	892-1CH-F-S

### ◆ High Power Type

PCB terminal	1A (SPNO)	-----	892H-1AC-C	892H-1AC-V	892H-1AC-S
		F	892H-1AC-F-C	892H-1AC-F-V	892H-1AC-F-S
		-----	892H-1AH-C	892H-1AH-V	892H-1AH-S
		F	892H-1AH-F-C	892H-1AH-F-V	892H-1AH-F-S
	1C (SPDT)	-----	892H-1CC-C	892H-1CC-V	892H-1CC-S
		F	892H-1CC-F-C	892H-1CC-F-V	892H-1CC-F-S
		-----	892H-1CH-C	892H-1CH-V	892H-1CH-S
		F	892H-1CH-F-C	892H-1CH-F-V	892H-1CH-F-S

### ◆ High Sensitivity Type

PCB terminal	1A (SPNO)	-----	892N-1AC-C	892N-1AC-V	892N-1AC-S
		F	892N-1AC-F-C	892N-1AC-F-V	892N-1AC-F-S
		-----	892N-1AH-C	892N-1AH-V	892N-1AH-S
		F	892N-1AH-F-C	892N-1AH-F-V	892N-1AH-F-S
	1C (SPDT)	-----	892N-1CC-C	892N-1CC-V	892N-1CC-S
		F	892N-1CC-F-C	892N-1CC-F-V	892N-1CC-F-S
		-----	892N-1CH-C	892N-1CH-V	892N-1CH-S
		F	892N-1CH-F-C	892N-1CH-F-V	892N-1CH-F-S

# 892

## »» Ordering Information

892   - 1AC -  - C   
 1 2 3 4 5 6 7

- |          |   |          |  |
|----------|---|----------|--|
| 1. 892   | -- Basic series designation                               | 1BH      | -- Single pole normally closed 、<br>Contact material AgSnO |
| 2. Blank | -- Standard type  | 1CH      | -- Single pole double throw 、<br>Contact material AgSnO    |
| H        | -- High power type  |          |  |
| 3. Blank | -- Standard type  | 5. Blank | -- Standard type   |
| N        | -- High sensitivity type                                  | F        | -- Class F   |
| 4. 1AC   | -- Single pole normally open 、 Contact<br>material AgNi   | 6. C     | -- Flux tight  |
| 1BC      | -- Single pole normally closed 、 Contact<br>material AgNi | V        | -- Sealed type   |
| 1CC      | -- Single pole double throw 、 Contact<br>material AgNi    | S        | -- Sealed type washable                                    |
| 1AH      | -- Single pole normally open 、 Contact<br>material AgSnO  | 7. Blank | -- Standard type   |
|          |   | E        | -- CTI 250V  |

## »» Contact Rating

Type	892	892H
Resistive load	NO / NC : 5A/3A 240VAC NO / NC : 7A/3A 120VAC	NO / NC : 10A/5A 120VAC (50,000 ops.) NO / NC : 7A/5A 240VAC
Max. switching current	NO / NC : 7A/3A	NO / NC : 10A/5A
Max. switching voltage	277VAC	277VAC
Max. switching capacity	NO / NC : 1200VA/720VA	NO / NC : 1680VA/1200VA

## »» Coil Rating (DC)

### ◆ Standard Type

Rated voltage (V)	Rated current ±10 % at 23°C (mA)	Coil resistance ±10 % at 23°C (Ω)	Max. continuous voltage at 85°C	Pick up voltage(Max) at 23°C	Drop out voltage(Min) at 23°C	Power consumption at rated voltage
3	133.3	22.5	160 % of rated voltage	80 % of rated voltage (H type only)	5 % of rated voltage	approx. 0.4W
5	80	62.5				
6	66.7	90				
9	44.4	202.5				
12	33.3	360				
18	22.2	810				
24	16.7	1440				
36	11.1	3240				
48	8.3	5760				
60	6.7	9000				

## ◆High Sensitivity Type

Rated voltage (V)	Rated current $\pm 10\%$ at 23°C (mA)	Coil resistance $\pm 10\%$ at 23°C ( $\Omega$ )	Max. continuous voltage at 85°C	Pick up voltage(Max) at 23°C	Drop out voltage(Min) at 23°C	Power consumption at rated voltage
3	66.7	45	170 % of rated voltage	80 % of rated voltage (HN type or 1C type only)	5 % of rated voltage	approx. 0.2W
5	40.0	125				
6	33.3	180				
9	22.2	405				
12	16.7	720				
18	11.1	1620				
24	8.3	2880				
36	5.6	6480				

## »» Specification

Contact material	AgNi / Ag SnO alloy	
Contact resistance <sup>(1)</sup>	100m $\Omega$ Max. (1A/6VDC by 4 pipes m $\Omega$ meter)	
Operate time <sup>(1)</sup>	10ms Max.	
Release time <sup>(1)</sup>	5ms Max.	
Insulation resistance <sup>(1)</sup>	1000M $\Omega$ Min. (DC 500V)	
Dielectric strength <sup>(1)</sup>	Between open contact	: AC 1000V , 50/60Hz 1 min.
	Between contact and coil	: AC 4000V , 50/60Hz 1 min.
Vibration resistance	Operating extremes	10~55Hz , amplitude 1.5 mm
	Damage limit	10~55Hz , amplitude 1.5 mm
Shock resistance	Operating extremes	30G
	Damage limits	100G
Life expectancy	Mechanical	10,000,000 operations (frequency 18,000 operations/hr)
	Electrical	100,000 operations (frequency 900 operations/hr)
Operating ambient temperature	-40°C ~ +85°C (no freezing)	
Weight	Approx. 8g	

Note : (1) initial value

## »» Safety Approval

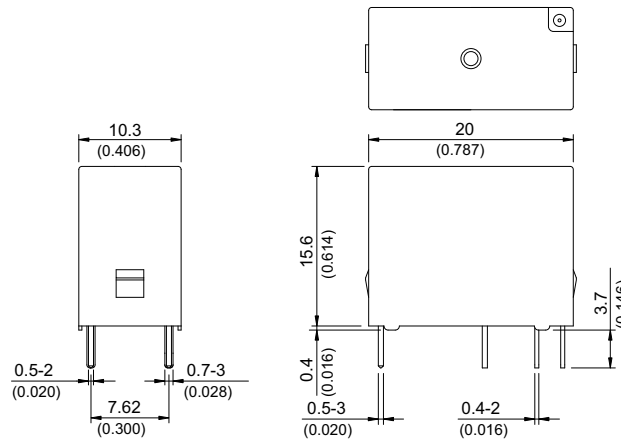
Certified	CSA / CUS	TUV	VDE	UL / CUL
File No.	1245129	R 50006512	40006318	E88991

# 892

## »» Safety Approval Rating

CSA / CUS		TUV	
892	892H	892	892H
NO : 7A 125VAC 5A 277VAC NC : 3A 125VAC 3A 277VAC	NO : 10A 125VAC 7A 277VAC TV-3 NC : 5A 125VAC 5A 277VAC	NO : 7A 120VAC 5A 240VAC NC : 3A 120VAC 3A 240VAC	NO : 10A 120VAC 7A 240VAC NC : 5A 120VAC 5A 240VAC
VDE		UL / CUL	
892	892H	892	892H
NO : 5A 250VAC T85 NC : 3A 250VAC T85	NO : 7A 250VAC T85 NC : 5A 250VAC T85	NO : 7A 125VAC 5A 277VAC 1/10HP 125VAC 1/6HP 277VAC NC : 3A 125VAC 3A 277VAC	NO : 10A 125VAC 7A 277VAC NC : 5A 125VAC 5A 277VAC NO/NC : 4FLA/4LRA 120VAC

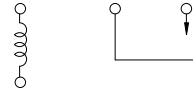
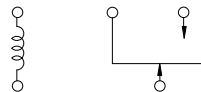
## »» Outline Dimensions



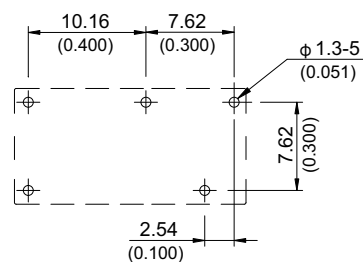
## »» Wiring Diagram BOTTOM VIEW

1C

1A



## »» PC Board Layout BOTTOM VIEW



## »» Engineering Data

